


INTEGRUM

Social Networks Monitoring





INTEGRUM is a leading provider of business information, analytical tools and technologies since 1996.

Among our clients there are:

- large corporations and small companies,
- public organizations,
- governmental bodies,
- research centers,
- libraries,
- individual researchers...






Integrum Social Networks tool allows to monitor posts from open profiles for information relevant to your interests and get ready-made analytical reports.

The service monitors the most popular social networks, such as:

Telegram,
Twitter,
Instagram,
Facebook,
VK,
OK.ru,
LiveJournal and others.



The objects of monitoring and keywords can be set up by users themselves. Reports are updated automatically when new posts appear.

The name of the monitoring

Choosing the number of objects of monitoring

Help

Parameters of displaying monitoring results

Objects of monitoring

The name of the object of monitoring and keywords

A user can edit monitoring settings, if required.

The screenshot shows a web interface for editing monitoring settings. The main heading is "Редактирование темы" (Editing topic). On the left, there is a sidebar with "Темы" (Topics) and a list including "Путин" and "Навальный", with "Навальный" highlighted. The main area contains several sections: "Название" (Name) with "Навальный" entered; "Описание" (Description) with an empty field; "Критерии отбора" (Selection criteria) with radio buttons for "только один объект (запрос)" and "много объектов (запросов)"; "Название объекта" (Object name) with "Навальный" entered; "Что искать" (What to search for) with "Навальный" entered; and "Что исключить" (What to exclude) with "Не должны встречаться слова" and "введите слова или фразы через запятую". A "Добавить объект" (Add object) button is visible. A "Help" box on the right contains text about dividing statistics. A "Parameters of displaying monitoring results" section on the right explains search syntax like quotes and hashtags. The interface has a top navigation bar with "Интегрум", "Лента", "Архив СМИ", "Анализ СМИ", "Соцмедиа", "Компании", and "Support".

The name of the monitoring

Choosing the number of objects of monitoring

Help

Parameters of displaying monitoring results

Objects of monitoring

The name of the object of monitoring and keywords

The service provides a wide selection of tools for the analysis of information and getting reports.

Create new monitoring/ edit /export to MS Word

The screenshot shows the main interface of the monitoring service. At the top, there are navigation tabs: "Интергум", "Лента", "Архив СМИ", "Анализ СМИ", "Соцмедиа" (highlighted), "Компании", and "...". On the right, there are icons for "Support", a star, an envelope, and a refresh button. Below the navigation, there is a sidebar on the left titled "Темы" (Topics) with a list of monitoring names: "Коронавирус", "Путин", and "Навальный" (highlighted). The main content area is titled "Навальный" and shows "728 сообщений с 31.03.2021 00:00 — 07.04.2021 15:14". Below this, there are tabs for "Сообщения", "Объекты", "Позитив / Негатив", "Платформы", "Блогеры", "Локация", and "Индекс ISMI". The "Сообщения" tab is active, showing a list of posts. The first post is from "Meduza (@meduzanews)" dated "07.04.2021 14:20:10" with the text "«Это убийство, которое совершается на наших глазах». Людмила Улицкая, Владимир Мирзоев, Михаил Козырев и многие другие выступили в поддержку Алексея Навального". The second post is from "Политический Агрегатор (@agregatpolit)" dated "07.04.2021 14:19:01" with the text "...и белорусской несистемной оппозиции: с Навальным, Пономаревым и Гудковым олигарх поддерживает...". On the right, there is a "Фильтр" (Filter) sidebar with various options: "Объекты", "Блогеры", "Позитив / Негатив", "Пол авторов / блогеров", "Возраст авторов / блогеров", "Платформы", "Локация", "Качество публикаций", "Языки", and "Удаленные сообщения".

Monitoring names

Filters for the analysis of posts

Posts in social networks

This is a close-up screenshot of the monitoring interface. It focuses on the date range "728 сообщений с 31.03.2021 00:00 — 07.04.2021 15:14" and the navigation tabs: "Сообщения", "Объекты", "Позитив / Негатив", "Платформы", "Блогеры", "Локация", and "Индекс ISMI". The "Сообщения" tab is active, showing the same list of posts as the main screenshot.

Period of monitoring

Parameters of displaying monitoring results

Tools for analyzing information and generating reports - 1

The text of a post

Сообщения Объекты **Позитив / Негатив** Платформы Блогеры Локация Индекс ISMI

Тексты

Выделить все на странице Сортировать по дате | скрыть репосты скрыть прочитанное

Новости telegram.org | Новости (@novooosti) | 07.04.2021 14:54:33 | Аудиторный охват — 52

Общественные деятели и деятели культуры записали видеообращения с требованием допустить к **Навалю** врачу. Среди них — писательница Людмила Улицкая, журналист Михаил Козырев, режиссер Владимир Мирзоев и другие. <https://mdza.io/nye2UwDL0sUMeduza> ... <https://t.me/meduzalive/40866> свернуть

<https://t.me/novooosti/513246>

Choose the modality of the posts to be displayed (positive/negative)
Delete the posts

Tools for analyzing information and generating reports - 2

Сообщения | **Объекты** | Позитив / Негатив | Платформы | Блогеры | Локация | Индекс ISMI

Объекты



The options of displaying the posts devoted to a subject (The distribution of the posts/their dynamics)

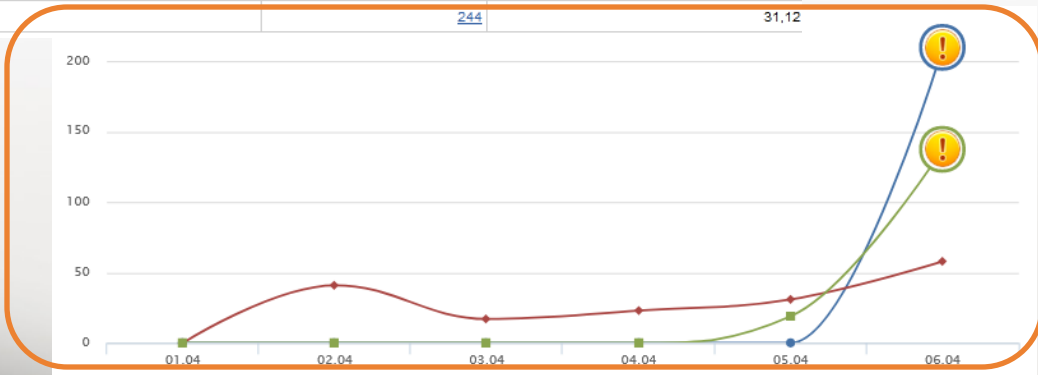


The distribution of the posts between the objects of monitoring

The dynamics of the posts. Reporting an unusually high number of posts

ковид
коронавирус
COVID

Objects of monitoring



The dynamics of the posts by date, indicating the number of messages. The number of messages is clickable.

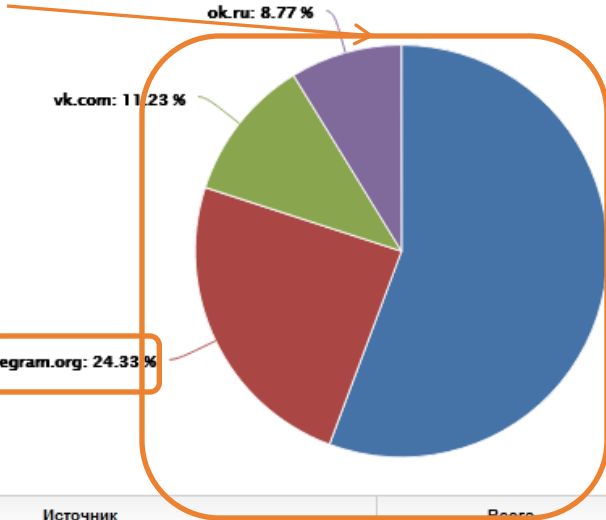
Объект	01.04	02.04	03.04	04.04	05.04	06.04	Всего
коронавирус	-	-	-	-	-	210	210
COVID	-	41	17	23	31	58	170
ковид	-	-	-	-	19	138	157

Tools for analyzing information and generating reports - 3

Сообщения Объекты Позитив / Негатив **Платформы** Блогеры Локация Индекс ISMI

The distribution of the posts by platforms

Общее распределение



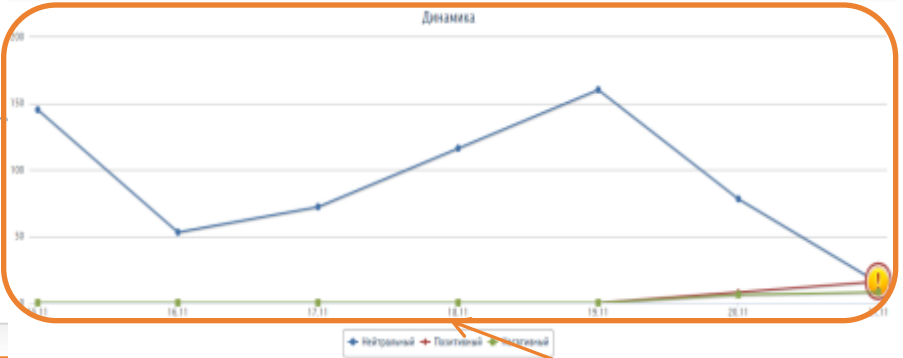
The proportion of the posts

The platforms

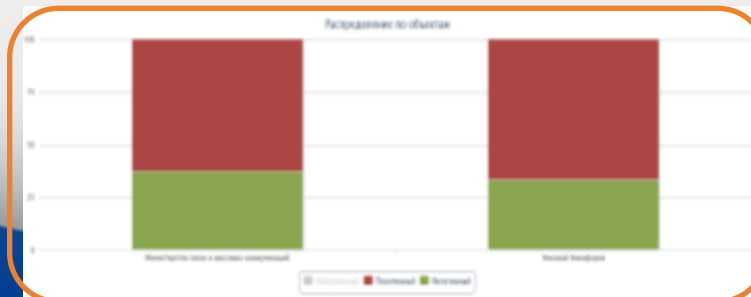
Источник	Всего
twitter.com	1245
telegram.org	544
vk.com	251
ok.ru	198

The number posts, their proportion

The options of displaying the posts devoted to a subject (the distribution of the posts between the objects of monitoring/ their dynamics)

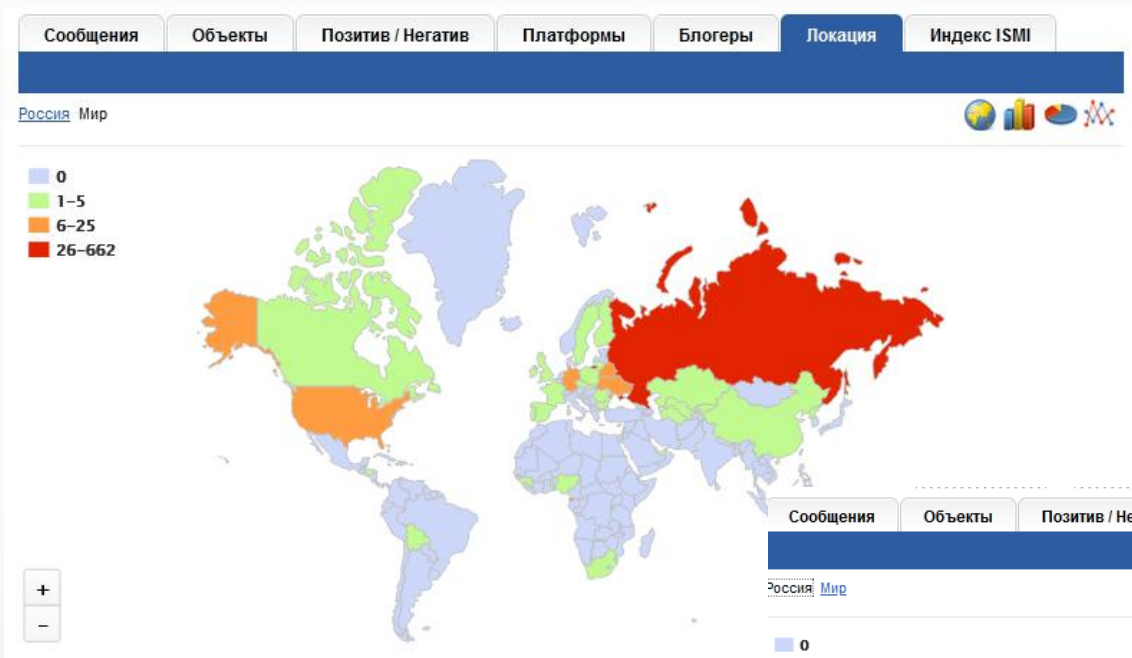


The dynamics of positive, negative and neutral posts

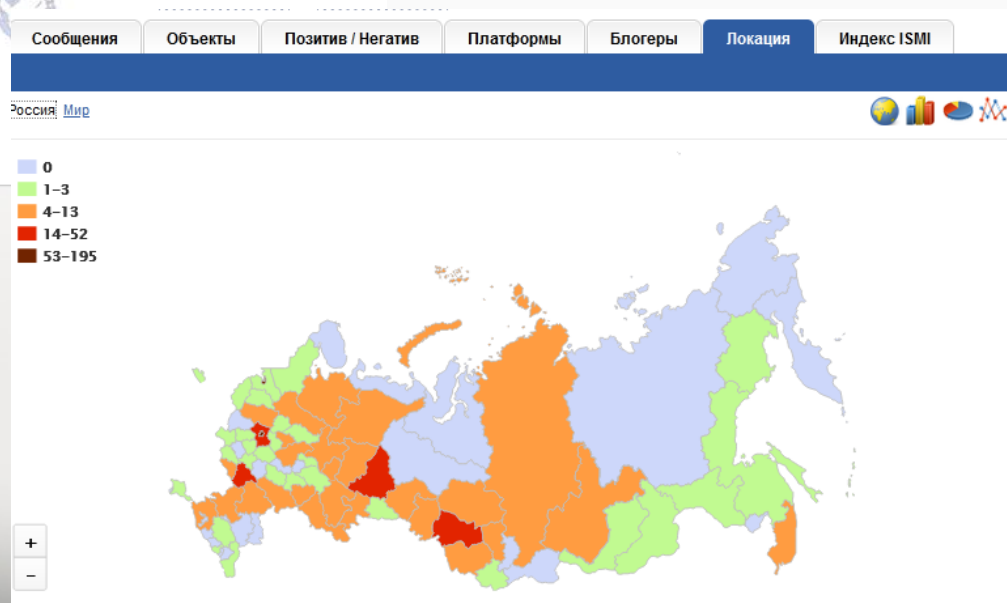


The distribution of the posts between the objects of monitoring

Tools for analyzing information and generating reports - 4



Distribution of messages by countries of the world and by regions of Russia



A user can make individual settings of reports download, set up an individual schedule of reports generation, send reports by e-mail.

Сохранить отчет

Сформировать отчет по:

Выбранным документам

Всем документам

Включить в отчет тексты сообщений
Не более 1000 из 24978 возможных.

Включить в отчет статистику
Будут включены все возможные разделы

Формат отчета: MS Word
MS Word
XML

Подготовить Закрыть

Расписание для отчетов

Каждый день

Каждый день
Каждую неделю
Каждый месяц

Каждый день

в 0 : 0

[Создать еще одно расписание](#)

Применить Закрыть

Thank you for your attention!

Integrum WorldWide
Customer Service Department
support@integrumworld.com

www.integrumworld.com